

### Key Learning point 1

#### **Minibeast investigators**

I can talk to you about different types of minibeasts .  
I know that an insect has 6 legs and 3 body parts.  
I know the lifecycle if a butterfly.  
I can retell stories which have minibeasts in them.  
I can use close observational skills to discover minibeasts

#### What we will be doing in class

We will be going on a school trip.  
We will be going on bug hunts and using key observational skills to research the creatures we find.  
We will be sharing fictional and non fiction books about minibeasts.  
We will use a range of creative skills to make minibeasts.  
We will observe the lifecycle of a real-life butterfly

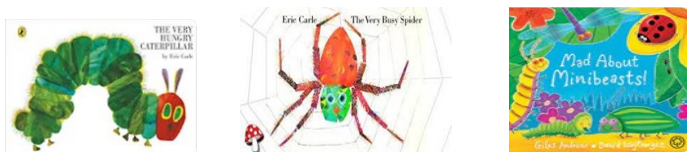
#### Activities to do at home

Can you go on a bug hunt with your family?  
Can you use a magnifying glass to look closely at the features of the minibeasts which you find?  
Can you make a bug hotel?  
Can you try honey or make a recipe which contains honey?

#### Key Vocabulary

Insect, investigate, pattern, caterpillar, chrysalis, butterfly

#### Books to support this topic



### Key Learning point 2

#### **Dinosaur egg discovery**

I can talk to you about the carnivore and herbivore dinosaurs.  
I know that dinosaurs are extinct.  
I know that we can discover facts about dinosaurs by their fossils.  
I know that life was different in the past.

#### What we will be doing in class

We will use our imagination when we discover dinosaur eggs left by a palaeontologist  
We will research facts about herbivore and carnivore dinosaurs.  
We will use non fiction books and the internet to research.  
We will talk about fossils.  
We will talk about how life was different in the past


#### Activities to do at home

Can you name some toys dinosaurs by using non fiction books?  
Can you visit a museum to look at fossils or dinosaur bones?  
Can you measure out a dinosaur in your garden?  
Can you visit the library and find a story about dinosaurs?

#### Key Vocabulary

Dinosaur, herbivore, carnivore, past, fossil.

#### Books to support this area



### **Summer 2 Knowledge Map**

**Minibeasts    Dinosaurs    Under the Sea**

### Key Learning point 5

#### **I am getting prepared for my journey to Year One**

##### Things we will be doing in school

We will be visiting our Year One teachers and our new classroom.  
We will be celebrating our successes in Reception and talking about our feelings.  
We will be listening to stories read by our new Year One teacher and asking any questions we may have.

##### Key Vocabulary


Change, feelings, worries, excitement, Year One

##### Things to talk about at home

Can you make a list of questions which you would like to ask your new teacher?  
Can you talk about how you felt when you started school?

Can you read your Year One information pack to discover information?

##### Books to support this area



### Key Learning point 4

I am developing my understanding of numbers.

#### Things we will be doing in school

We will focus on ‘adding more’ and ‘taking away’.  
We will learn to recall number bonds to 10.  
We will practise doubling, sharing and grouping.  
We will begin to understand ‘odds’ and ‘evens’.

#### Key Vocabulary

Doubling, sharing, grouping, odd, even, add, take away.

#### Activities to do at home

Can you recall number bonds to 10?  
Can you practise your doubling and sharing skills with your favourite toys at home? Maybe play ‘snap’ or ‘pairs’ saying the doubles as you make them.  
Perhaps you could help mummy or daddy to share the fruit or sweets out at home.

### Key Learning point 3

#### **Little Wandle phonics**

##### What we will be doing in class

We will be consolidating the Little Wandle phase 3 and phase 4. We will continue our reading groups in class 3x per week. Your child will bring home an Ebook which is matched to your child’s secure phonic knowledge and a sharing book. We will be developing our independent writing skills.

##### Activities to do at home

Can you practise your little blue sound book everyday?  
Can you celebrate your decoding skills with your Ebook?  
Can share and talk about your sharing book?  
Can you add expression when talking about the characters?  
Can you write me letter?

##### Key vocabulary

Phoneme– unit of sound within a word.

Grapheme– a written symbol which represents a sound.

Pronunciation – how to say the word correctly considering the position of lips, tongue teeth.

Point and sweep – terminology used to point to each phoneme as we sweep to blend the word.

Chunking – splitting a word into smaller decodable parts before blending as a whole.

Digraph 2 letters which make one sound/ trigraph 3 letters which make one sound.

Characters, Expression, Author, Illustrator, predict, settings.

##### Useful website for support

<https://www.littlewandlelettersandsounds.org.uk/resources/for-parents/>  
<https://www.booktrust.org.uk/books-and-reading/tips-and-advice/reading-tips/>

### Key Learning point 6

#### **10 things to do before you’re 6!**

1. Build a den
2. Fly a kite
3. Hunt for fossils and treasure
4. Float in a boat
5. Make friends with a bug
6. Climb a tree
7. Catch a crab
8. Clamber over rocks
9. Have a snail race
10. Camp in the garden

