

### Key Learning point 1

#### Community Visits – People Who Help Us

I can talk to you about the roles of the police, road safety officers and fire services .

I can talk to you about how I can keep myself safe from strangers.

I can talk to you about fire safety rules.

I can talk to you about road safety rules.

#### What we will be doing in class

We will be having a visit from the fire brigade with a fire engine.

We will be having a visit from the police and asking questions to extend our learning.

We will talk about how to keep safe and develop our awareness of stranger danger.

We will discuss road safety rules.

We will talk about why we have rules.

#### Activities to do at home

Can you make a model fire engine and talk to you about the different parts of it?

Can you spot a hydrant sign?

On a family walk can I explain road safety rules?

Can you help to make a rules list for my house?





Can you talk about what you should do in an emergency.

Can you talk about our fire safety rules at school.

#### Key Vocabulary

Emergency, community, rules, stranger.

#### Books to support this topic



### Key Learning point 2

#### Healthy Teeth

I can talk to you about how to keep my teeth healthy.

I can talk to you about healthy food choices.

#### What we will be doing in class

We will be having a visit from a dentist and ask questions to extend our learning.

We will talk about 5 a day.

We will talk about effective tooth brushing.

We will talk about other healthy choices for our body.

#### Activities to do at home



Can you show your grown ups how you brush your teeth carefully?

Can you talk to your grown ups about a visit to the dentist?

#### Key Vocabulary

5 a day, vegetables, dentist, toothbrush, toothpaste

#### Books to support this area



### Summer 1 Knowledge Map

People Who Help us    Pirates    Jubilee Celebrations

### Key Learning point 5

I can be a pirate themed explorer

#### Things we will be doing in school

We will create pirate story maps.

We will make maps and use directional language.

We will explore floating and sinking.

#### Key Vocabulary

float, sink, map, prediction.




#### Things to talk about at home

Can you create a map of your house or garden?

Can you look at a paper map together and use google maps to find your house or our school?

Can you explore floating and sinking at bath time and make predictions?

#### Books to support this area



### Key Learning point 3

#### Little Wandle phonics

#### What we will be doing in class

We will be consolidating the Little Wandle phase 3 phonics scheme and progressing to phase 4. We will continue our reading groups in class 3x per week. Your child will bring home an Ebook which is matched to your child's secure phonic knowledge and a sharing book.

#### Activities to do at home

Can you practise your little blue sound book everyday?

Can you celebrate your decoding skills with your Ebook?

Can share and talk about your sharing book?

Can you add expression when talking about the characters?

#### Key vocabulary

Phoneme– unit of sound within a word.

Grapheme– a written symbol which represents a sound.

Pronunciation – how to say the word correctly considering the position of lips, tongue teeth.

Point and sweep – terminology used to point to each phoneme as we sweep to blend the word.

Chunking – splitting a word into smaller decodable parts before blending as a whole.

Digraph 2 letters which make one sound/ trigraph 3 letters which make one sound.

Characters, Expression, Author, Illustrator, predict, settings.

#### Useful website for support

<https://www.littlewandlelettersandsounds.org.uk/resources/for-parents/>

<https://www.booktrust.org.uk/books-and-reading/tips-and-advice/reading-tips/>

### Key Learning point 6

#### Queen's Jubilee Celebrations

I can talk about the Queens Jubilee celebrations, comparing past and present events.

#### Things we will be doing in school

We will compare life at the Queen's coronation to life today at the Queens jubilee.

We will talk about celebrations.

We will paint a picture to celebrate the Jubilee and exhibit it in a gallery.

We will enjoy a family jubilee picnic celebration.

#### Activities to do at home

Can you help to plan and make your Jubilee celebration picnic?

Can you visit the art gallery which is exhibiting your work?

Can you make a Jubilee flag?

#### Key Vocabulary

Jubilee, celebration, queen, past, present, Queen Elizabeth, Duke of Edinburgh

### Key Learning point 4

I am developing my understanding of numbers.

#### Things we will be doing in school

We will focus on numbers to 20.

We will continue to learn number bonds to 10.

We will compare, count and order numbers to 20.

We will understand the number pattern in numbers 11 to 20.

We will continue to develop patterns AABB, BBA.

#### Key Vocabulary

Numbers 11, 12, 13, 14, 15, 16, 17, 18, 19, 20.

#### Activities to do at home

Can you find ways to make 10?

Can you practise writing the numerals 11–20? Can you order number cards 20? Can do a number hunt around your house? Can you make a repeating pattern with your toys or even with food?